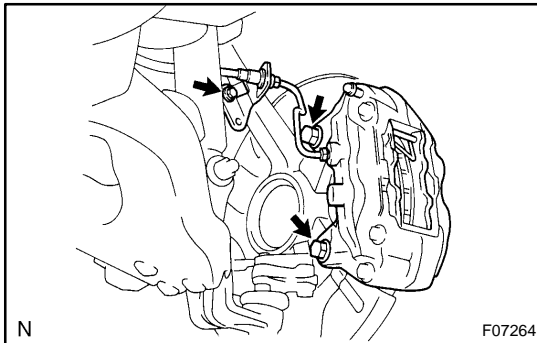


# FRONT WHEEL HUB BOLT REPLACEMENT

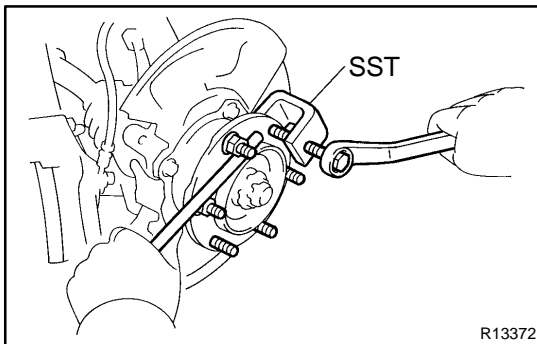
SA24P-01

## 1. REMOVE FRONT WHEEL



## 2. REMOVE BRAKE CALIPER AND DISC

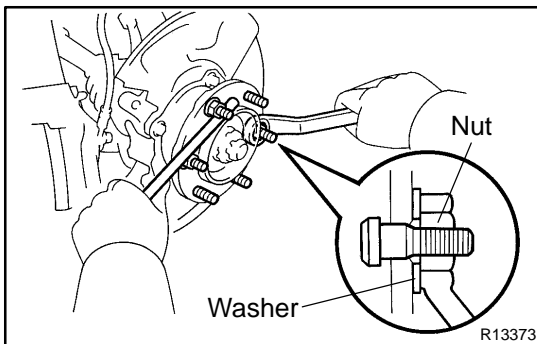
- Remove the bolt and brake line clamp from the steering knuckle.
- Remove the 2 bolts, brake caliper and disc.
- Support the brake caliper securely.



## 3. REMOVE HUB BOLT

Using SST and a screwdriver or an equivalent, remove the hub bolt.

SST 09650-17011



## 4. INSTALL HUB BOLT

- Install a washer and nut to a new hub bolt as shown in the illustration.
- Using a screwdriver or an equivalent to hold, install the hub bolt by torquing the nut.
- Remove the nut and washer.

## 5. INSTALL BRAKE DISC AND CALIPER

- Install the brake disc, caliper and 2 bolts.  
**Torque: 123 N·m (1,250 kgf·cm, 90 ft·lbf)**
- Install the brake line clamp to the steering knuckle with bolt.

**Torque: 28 N·m (285 kgf·cm, 21 ft·lbf)**

## 6. INSTALL FRONT WHEEL

**Torque: 110 N·m (1,150 kgf·cm, 83 ft·lbf)**

## 7. DEPRESS BRAKE PEDAL SEVERAL TIMES